

# What's New in Corel® Painter™ IX.5?



## Welcome to Corel® Painter™ IX.5

Corel® Painter™ IX.5 is the leading Natural-Media® painting application. It lets you simulate a wide range of art tools — from felt pens, charcoal, and colored pencils to watercolor and oils.

## How to Install Corel® Painter™ IX.5

Before you install Corel Painter IX.5, close any applications that are running.

### Mac®:

- 1 Insert the **Corel Painter IX.5** CD into your CD-ROM drive, click the **CD** icon on your desktop, and click the **Corel Painter IX (Vise X)** icon.
- 2 In the Introduction dialog box, click **Continue**.
- 3 In the Read Me dialog box, click **Continue**.
- 4 In the License dialog box, click **Continue**.
- 5 When prompted to accept the License agreement, click **Agree**.
- 6 Choose an installation location, and click **Continue**.
- 7 Click **Install**, type your serial number, and click **OK**.
- 8 Type your registration information to register, and click **Submit**, or click **Later** if you'd prefer not to register now.
- 9 In the Finish up dialog box, click **Quit**.

Corel Painter IX.5 is now installed and ready for use.

## Windows®:

- 1 Insert the **Corel Painter IX.5** CD into your CD-ROM drive.
- 2 If the Installer screen does not automatically appear, click **Intro.exe**.
- 3 Click **Install Corel Painter IX.5**.
- 4 Accept the license agreement, and click **Next**.
- 5 Type the serial number, and click **Next**.
- 6 Choose an installation location, and click **Install**.
- 7 Type your registration information, and click **Submit**, or click **Later** if you'd prefer not to register now.
- 8 Click **Finish**.

Corel Painter IX.5 is now installed and ready for use.

## Overview of New Features


Corel Painter IX.5 adds a range of tools and features that increase performance, fuel creativity, and further extend compatibility with other industry-standard tools and applications. Building on the impressive power of Corel Painter IX, the following new features have been added for Corel Painter IX.5.

### Photo Painting Palettes


With Corel Painter IX.5, it's never been easier to turn photos into stunning paintings. Right out of the box, the new Photo Painting Palettes let users create beautiful paintings from digital photos. The three Photo Painting Palettes are the Underpainting palette, the Auto-Painting palette, and the Restoration palette.

With the Underpainting palette, users can prepare a photo for painting and add beautiful effects and borders, such as a vignette. The Auto-Painting palette lets users transform a photo into a painting by automatically applying random paint strokes that vary in stroke type, direction, and pressure. The Restoration palette allows users to touch up their painting manually with one of two special brushes that “restore” areas of the image — such as facial features — to their original pristine detail.


## Cloner tool

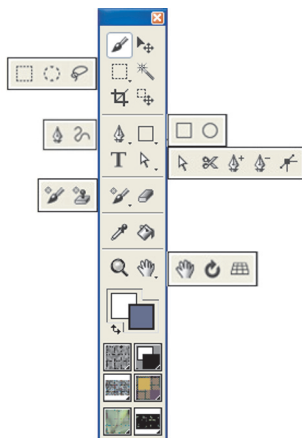
The new Cloner tool  is conveniently located in the toolbox to give users immediate access to their last-used Cloner brush and variant.

## Rubber Stamp tool

The new Rubber Stamp tool  is located in the toolbox to make it easy for users to set up point-to-point cloning. By setting source and destination reference points, users can clone within a document or between different areas of separate documents.

## Eraser tool

Now conveniently located in the toolbox, the new Eraser tool  erases any medium on the canvas.



*The new  
Corel Painter IX.5  
toolbox*

## Integration with Corel® Photo Album™

Users of the Windows operating system can now send files directly from Corel Painter IX.5 to Corel® Photo Album™ 6. This lets digital-camera enthusiasts use Corel Photo Album to organize and showcase the paintings they've crafted with Painter, so that their creative projects can be easily shared with friends and family.

## **Support for Corel® Paint Shop Pro® file format**

Users of the Windows® operating system can now open Corel® Paint Shop Pro® file formats (versions 9 and X) with Corel Painter IX.5.

## **Support for Dual Monitors on Windows® XP and Windows 2000**

Users running Windows 2000 and Windows XP can now also experience the same level of dual monitor support enjoyed by Mac OS X customers. Palettes, toolbars, and the toolbox can now be moved outside the application window and dialog boxes appear on the same monitor as the active canvas.

## **Art Pen Brush Category**

The Art Pen Brushes capture the fluid motion of the artist's hand, providing a heightened level of realism in digital art that is unprecedented. Built to take advantage of the new Wacom® 6D Art Pen, the Art Pen Brushes make the digital painting experience more natural than ever before. These brushes add the extra dimension of barrel rotation in addition to responding to the x- and y-axes, tilt, bearing, and remarkable pressure sensitivity for which Corel Painter is renowned.

## **Training**

More than 11 hours of video training from lynda.com are included on two CDs.

## **Corel® Painter™ IX User Guide**

The Corel Painter IX User Guide is a 400-page, color, spiral-bound manual that contains commonly used procedures and highly detailed technical information on every aspect of Corel Painter IX. It is sold separately, and can be purchased directly from Corel at [www.corel.com/painterixuserguide](http://www.corel.com/painterixuserguide).