

The banner features a vibrant background with a blue sky, green grass, and a stylized red and orange flame-like graphic on the left. A white grid is overlaid on the image. The text 'CorelDRAW® Graphics Suite 12' is prominently displayed in the upper right. Below it, the words 'Align' and 'Intersect' are written in a small, light blue font, corresponding to the grid lines.

CorelDRAW® Graphics Suite 12

Comparing CorelDRAW® Graphics Suite 12 to Adobe® Creative Suite Standard

Table of Contents

One comprehensive suite gives you outstanding value.....	2
Suite-wide Features	3
Designing just got easier with intelligent drawing tools.....	3
Vector Effects	6
Page Layout.....	7
File Compatibility	8
Web and Production Tools	10
Printing and Publishing	11
Color Manipulation and Management.....	13
Digital Imaging	14
Motion Graphics	15

Start designing twice as fast with CorelDRAW® Graphics Suite 12! The first to offer intelligent drawing tools, it provides unique tools that interpret and react to your needs. It also reduces the number of clicks required to get the job done, giving you fewer steps in the design process, less re-purposing time and faster reviews. Improved file compatibility streamlines your workflow even more, offering support for SVG, AutoCAD®, HPGL, Adobe® Photoshop®, Adobe® Illustrator®, PDF, and new Microsoft® Office export. With integrated applications for vector drawing, page layout, digital imaging and motion graphics all in one box, CorelDRAW Graphics Suite 12 offers value that's second to none.

One comprehensive suite gives you outstanding value

- **Comprehensive suite** – Get three industry-leading applications in one integrated, easy-to-use graphics suite, all at an incredible price: CorelDRAW® 12 for illustration and page layout, Corel PHOTO-PAINT® 12 for digital imaging and Corel R.A.V.E.™ 3 for motion graphics.
- **Professional design utilities** – Instantly access a host of professional tools included in the suite, such as CorelTRACE™ 12, Corel CAPTURE™ 12 and Microsoft® Visual Basic® for Applications 6.3.
- **Supporting content** – Ease your workflow with quick access to digital content, step-by-step templates, tutorials and Corel Update, which notifies you of product updates and delivers them directly to your computer.

Price Comparison

CorelDRAW® Graphics Suite 12

Full: \$399 US SRP Upgrade: \$179 US SRP

Adobe® Creative Suite Standard

Full: \$999 US SRP Upgrade: \$549 US SRP

Feature Comparison

CorelDRAW® Graphics Suite 12

Adobe® Creative Suite Standard

Applications included in the box

- CorelDRAW® 12
- Corel PHOTO-PAINT® 12
- Corel R.A.V.E.™ 3
- CorelTRACE™ 12
- Corel CAPTURE™ 12

- Adobe® Illustrator® CS
- Adobe® Photoshop® CS
- Adobe® InDesign® CS
- Version Cue

Additional utilities

- Bitstream® Font Navigator® 5
- Microsoft® Visual Basic® for Applications 6.3

Supporting content

- In-depth user guide
- Digital content manual
- 10,000 professional clipart images
- 1,000 TrueType® and Type 1 fonts
- 1,000 photos and objects

- PDF files only
- Limited images, fonts and photos








Training material

Lynda.com interactive training video (2 hrs)

- Digital training video
- Educational material

Suite-wide Features

With the seamless interface, you can switch between CorelDRAW 12, Corel PHOTO-PAINT 12 and Corel R.A.V.E. 3 effortlessly to efficiently lay out and edit vector objects and bitmap images.

Feature Comparison	CorelDRAW® Graphics Suite 12	Adobe® Creative Suite Standard
Integration	 CorelDRAW 12, PHOTO-PAINT® 12 and Corel R.A.V.E.™ 3 share files seamlessly, making it easy to create projects using the entire suite.	
Common interface	 All of the applications share a common look and feel.	
Unicode support	 All of the applications in the suite support Unicode, which means that documents are truly portable across any language operating system.	
Customizable interface	 All of the applications in the suite support Unicode, which means that documents are truly portable across any language operating system.	Users can customize shortcut keys only.

Designing just got easier with intelligent drawing tools

- **New! Smart Drawing tool** – Get it right the first time! The application automatically recognizes shapes such as circles, triangles, arrows and parallelograms, and intelligently smooths curves while you're drawing, minimizing the number of steps it takes to produce graphics and extending your creative possibilities.
- **New! Sketching capabilities** – The Smart Drawing tool in CorelDRAW 12 allows you to quickly sketch a design or layout. It intelligently corrects inaccurate movements to help you place objects and draw shapes precisely, saving you significant time in your review process.
- **Dynamic Guides** – Lay out objects easily and precisely the first time! When Dynamic Guides are turned on, temporary guides appear, which you can pull from the object snap points in your drawing—cutting your design and re-purposing time dramatically!

Feature Comparison	CorelDRAW® Graphics Suite 12	Adobe® Creative Suite Standard
Intuitive tools	<p>✓</p> <p>All of the main applications in the suite include interactive tools that allow you to work directly on your image instead of having to go into separate areas to apply effects.</p>	<p>✓(Limited)</p> <p>Adobe® Illustrator® CS has some interactive tools, but most have to be used in conjunction with palettes.</p>
Smart Drawing tool	<p>✓(Unique)</p> <p>The application automatically recognizes shapes such as circles, triangles, arrows and parallelograms, and intelligently smooths curves while you're drawing, minimizing the number of steps it takes to produce graphics and extending your creative possibilities.</p>	
Snapping	<p>✓</p> <p>The following items can be used as points to snap or align to: nodes, between two nodes, lines, edges of objects, perpendicular to an object, tangential to an object, center points of objects, text baseline and more.</p>	<p>✓(Limited)</p> <p>Snap to nodes (anchor points)</p>
Dynamic Guides	<p>✓</p> <p>Creates temporary guidelines that allow you to align objects visually in your drawing. With Tool Tips for distance and angle, it's easy to create or resize objects at the right size the first time.</p>	<p>✓(Limited)</p> <p>Includes Smart Guides with tool tips that display the angle in which you're moving.</p>
3-Point Ellipse tool	✓	
3-Point Rectangle tool	✓	
3-Point Curve tool	✓	
Virtual Segment Delete tool	✓	
Polyline tool	✓	
Calligraphic pen	✓	
Dimension lines	✓	<p>✓(Limited)</p> <p>Measure tool only in Adobe Illustrator CS</p>
Freehand tool	✓	✓
Object Sprayer	✓	

Feature Comparison	CorelDRAW® Graphics Suite 12	Adobe® Creative Suite Standard
Object Sprayer (sprays more than one object)	✓	✓ (Limited) Spray symbols only
Pen tool	✓	✓
Intelligent connecting lines	✓	
Artistic Media brush strokes	✓	✓
Pressure-sensitive brush strokes	✓	✓
PerfectShapes™	✓	
Eraser tool	✓	✓
Eraser – circular nib shape	✓	
Eraser – square nib shape	✓	
Shaping		
Combine separate paths	✓	✓
Break apart paths	✓	✓
Combine paths by closest node	✓	
Extend curve to close paths	✓	
Weld objects	✓	✓
Powerclip	✓	✓
Powerclip – multiple layers	✓	
Smooth curves interactively	✓	✓

Vector Effects

Among an impressive array of tools and features, CorelDRAW 12 offers an extensive number of renowned, interactive vector effects that let you see the results as you apply them. Interactive tools are designed to manipulate graphics in real time, sparing you from having to search through menus and dialog boxes to find the tool or effect you need. In addition, interactive tools are fast and easy to use—in most cases, you have only to click and drag to apply realistic effects.

CorelDRAW Graphics Suite 12 also extends your creative options by offering you a wide range of lenses, which change how the object area beneath the lens appears, not the actual properties and attributes of the object. Not limited to vector objects, lenses can also be applied to artistic text and bitmaps.

Feature Comparison	CorelDRAW® Graphics Suite 12	Adobe® Creative Suite Standard
3D Effects	✓	✓
Vector Extrude	✓	✓ (Limited) Object gets rendered
Perspective	✓	
Blend	✓	✓
Envelope	✓	✓
Contour	✓	
Push/Pull distortions	✓	✓
Twister distortions	✓	✓
Zipper distortions	✓	✓
LENSES:		
Magnify lens	✓	
Heat map lens	✓	
Wireframe lens	✓	
Tinted grayscale lens	✓	
Brighten lens	✓	
Color and lens	✓	
Fish eye lens	✓	
Invert lens	✓	

Page Layout

CorelDRAW 12 makes managing your work as easy as creating it. Not only does it let you create multiple-page documents, but you can also have different page sizes and orientations within the same document. In addition, each new file has one Master Page that contains and controls three default layers: the Grid, Guides and Desktop layers. The Desktop layer lets you create drawings outside the borders of the drawing page that you might want to use later. CorelDRAW Graphics Suite 12 also provides you with dozens of time-saving templates for everything from greeting cards to Web pages.

Feature Comparison	CorelDRAW® Graphics Suite 12	Adobe® Creative Suite Standard
Multiple page support	✓ Documents can have up to 999 pages of different sizes and orientations.	Single page only
Includes Master pages	✓	✓ Adobe® InDesign® only
Documents can contain multiple page sizes and orientation	✓	
Supports animation style documents	✓	✓ (Limited to frame-based animations using layers or certain effects)
Edit dynamic effects over time	✓ Live animation with Corel R.A.V.E.™ 3	
Move objects between layers	✓	✓
Object Manager	✓	✓
Object styles	✓	✓
Text styles	✓	✓
Externally linked bitmaps	✓	✓
Link Manager	✓	✓
Dynamic Guides	✓	✓ (Limited to Smart Guides with Tool Tips)
Snap to Objects	✓	✓ (Limited to Snap to Nodes)
Multi-colored guidelines	✓	
Layer Manager	✓	✓
Referenced styles support	✓	✓
Presets	✓	

File Compatibility

Improved file compatibility streamlines your workflow

- **New! Export to Microsoft® Office or WordPerfect® Office** – Publish designs for use in your office productivity suite to enhance text documents. Easily add graphics published directly from CorelDRAW Graphics Suite to Microsoft Office or WordPerfect Office.
- **Enhanced! AutoCAD® DXF/DWG support** – Now when you export to AutoCAD DXF/DWG, CorelDRAW Graphics Suite 12 preserves line widths so you don't have to re-purpose images, making the CorelDRAW to AutoCAD workflow smoother to increase your productivity.
- **New! Unicode support** – Unicode text handling allows the software to store more than 65,000 characters, making a broader range of language characters available. This means that any text entered on any system will be maintained, including English, German and Japanese.

Feature Comparison	CorelDRAW® Graphics Suite 12	Adobe® Creative Suite Standard
IMPORT:	✓	✓
Adobe® PDF	✓	✓
Adobe® Illustrator® (AI)	✓	✓
Adobe® Photoshop® (PSD)	✓	✓
AutoCAD® Drawing (DWG)	✓	✓
AutoCAD Exchange Format (DXF)	✓	✓
BMP	✓	✓
Computer Graphics Metafile (CGM)	✓	✓
Corel Designer® (DSF)	✓	
CorelDRAW (CDR)	✓	✓ (Limited)
Corel PHOTO-PAINT® (CPT)	✓	
Corel® Picture Publisher® (PPF)	✓	
Corel® Presentations™ (SHW)	✓	
Encapsulated Postscript (EPS)	✓	✓
Enhanced Windows Metafile (EMF)	✓	✓
Macromedia FreeHand® (FH)	✓	✓
GIF	✓	✓
HPGL	✓	
JPEG	✓	✓
JPEG 2000	✓	✓
Micrografx Designer® (DSF)	✓	✓
PCX	✓	✓

Feature Comparison	CorelDRAW® Graphics Suite 12	Adobe® Creative Suite Standard
Photo CD	✓	✓
PICT	✓	✓
PNG	✓	✓
PDF	✓	✓
Scalable Vector Graphics (SVG and SVGZ)	✓	✓
TARGA	✓	✓
TIFF	✓	✓
Windows Metafile (WMF)	✓	✓
EXPORT:		
Adobe Illustrator (AI)	✓	✓
Adobe Photoshop (PSD)	✓	✓
AutoCAD Drawing (DWG)	✓	✓
AutoCAD Exchange Format (DXF)	✓	
Windows Bitmap (BMP)	✓	✓
CorelDRAW (CDR)	✓	✓
Corel PHOTO-PAINT (CPT)	✓	
Corel Designer (DSF)	✓	
Encapsulated Postscript (EPS)	✓	✓
GIF	✓	✓
HPGL	✓	✓
JPEG	✓	✓
JPEG 2000	✓	✓
Macromedia Flash™ (SWF)	✓	✓
Micrografx Designer (PPF)	✓	
PCX	✓	✓
PICT	✓	✓
Corel Picture Publisher (PPF)	✓	
PNG	✓	✓
PDF	✓	✓
SVG and SVGZ	✓	✓
TARGA	✓	✓
TIFF	✓	✓
Windows Metafile (WMF)	✓	✓

Web and Production Tools

CorelDRAW Graphics Suite 12 offers an extensive array of cutting-edge output options. Whether you're creating a Web page, a PDF or a document for print, it has the tools to publish your work easily and effectively.

When creating for the Web, publish your work directly to HTML, create an image map from your document, or include live hyperlinks. You can also better prepare your files by using Web preflight features.

Feature Comparison	CorelDRAW® Graphics Suite 12	Adobe® Creative Suite Standard
Publish to HTML	✓	✓ (PS/IM)
Live hyperlinks	✓	(Not clickable in preview)
Map text to HTML	✓	✓
HTML-compatible text in the application	✓	✓
Macromedia Flash™ (SWF)	✓	✓
Support Scalable Vector Graphics (SVG)	✓	✓
Create image maps	✓	✓ (IM)
Internet Bookmark manager	✓	
Web preflight	✓	

Printing and Publishing

CorelDRAW Graphics Suite 12 ensures accuracy in your designs right through to completion. Before you print, easily view preflight warnings associated with your file, or use the Imposition Layout tool to arrange your document. You also have an extensive array of print previewing options available, including color separations, impositions, multiple documents at the same time, ganged multiple documents at the same time, and tiling.

Feature Comparison	CorelDRAW® Graphics Suite 12	Adobe® Creative Suite Standard
Printing controls	✓ Includes printer marks and bleeds; mini and full screen print views that preview composite and separated output; scaling; tiling controls; separation options; imposition settings; desktop printer- specific settings; and support for PostScript® versions 1 – 3	✓(Limited) Includes printer marks and bleeds; print preview; scaling; tiling controls; and separation options
Spot color and transparency workflow	✓	✓
Print preview	✓	✓
Preview document size in relation to page size	✓	✓
Preview separations	✓	✓
Invert preview	✓	✓
Mirror preview	✓	✓
Preview separations	✓	
Print Preview zoom	✓	
Preview impositions	✓	
Preview multiple documents at the same time	✓	
Preview ganged multiple documents at the same time	✓	
Preview tiling	✓	✓
Full color preview	✓	✓
Preview scaling of image	✓	✓

Feature Comparison	CorelDRAW® Graphics Suite 12	Adobe® Creative Suite Standard
Preflight warnings	✓	✓ (Limited) Adobe Illustrator CS does not offer print warning customization
In-Rip trapping	✓	✓
Imposition tools	✓	✓ (Limited)
Generate PDF files	✓	✓
Ability to choose common PDF styles	✓	✓
PDF compression options	✓	✓
PDF encoding options	✓	✓
Add printer marks to PDF files	✓	✓
PDF text and font options	✓	✓
Direct PDF/X-1/ PDF/X-3 support	✓	✓ Requires Adobe® Acrobat®
Downloading options	✓	✓
Color management options	✓	✓

Color Manipulation and Management

Accurate, reliable color management is the cornerstone of professional design. CorelDRAW Graphics Suite 12 makes this process more intuitive by combining all the essential color management options in one dialog box. You can also take advantage of three predefined color management styles (for the Web, for desktop printing, and for professional output), removing all the guesswork, or you have the flexibility of creating and saving your own color management styles.

International Color Consortium (ICC) profiles maintain color fidelity when a file is viewed on a different computer or even a different operating system. CorelDRAW Graphics Suite 12 gives you excellent ICC color profile import and export options. Choose to embed ICC color profiles in various formats, such as PDF, JPEG, TIFF, CDR, CPT and Encapsulated PostScript (EPS). Plus, specify how images with embedded profiles are treated when imported into CorelDRAW Graphics Suite 12, ensuring accurate color reproduction between applications.

Feature Comparison	CorelDRAW® Graphics Suite 12	Adobe® Creative Suite Standard
Color management system that includes support for ICC profiles	✓	✓
Interactive duotone, tritone and quadtone editing	✓	
Pop-up palette for selecting related shades of a palette color	✓	
Ability to view CMYK output while image remains in RGB mode (soft-proofing)	✓	
Define/select internal RGB space	✓	
Embed ICC profiles in files	✓	
Apply embedded ICC profiles	✓	
Spot color separations	✓	
Support for fixed palettes	✓	
Ability to choose Windows® ICM	✓	
On screen color palettes and modeless color picking dialog boxes	✓	
Color mixing models	✓	
Color matching models	✓	

Digital Imaging

Corel PHOTO-PAINT 12 provides high-end image-editing tools that are fast and powerful yet easy to use. With the new Touch-up brush, you can now remove defects in your images and see the results in real time. It gives you a dedicated tool to perform common image/photo touch-ups by intelligently covering unwanted areas. The more you brush over the affected area, the more the effect is amplified. This brush also features flexible strength values that allow you to customize the strength of the tool.

Feature Comparison	CorelDRAW® Graphics Suite 12	Adobe® Creative Suite Standard
Color balancing adjustments	✓	✓
Red-eye removal brush	✓	
Touch-up brush	✓	✓ (Healing brush)
Interactive Drop Shadow tool	✓	
Over 100 bitmap filter effects	✓	✓
Layer support	✓	✓
Open Windows AVI and QuickTime® MOV formats	✓	
QuickTime VR® support	✓	✓
Photo stitching panoramas	✓	✓
Some non-destructive effects	✓	✓
Free object transform	✓	✓
Uniform and gradient object transparency	✓	✓
Merge mode support	✓	✓
Re-editable text	✓	✓
Text on path	✓	✓
Image slicing for Web	✓	✓
Object URL tagging Batch automation	✓	✓
Undo/history tracking	✓	✓
Tablet support (pressure)	✓	✓
Macros/scripting support and recording	✓	✓
Automation scripts included with application	✓	✓
Cut-out effect	✓	✓ (Limited)

Motion Graphics

In addition to its powerful illustration and digital imaging applications, CorelDRAW Graphics Suite 12 also includes Corel R.A.V.E. 3—a powerful program for creating Web graphics and Macromedia Flash™ animations. Where some applications only offer layer-based vector animation, Corel R.A.V.E. 3 delivers full vector animation capabilities. Featuring symbols, support for sprites, enhanced behavior support, the ability to animate 3D vector extrusions, text on a path and PerfectShapes™, Corel R.A.V.E. 3 is an ideal solution for animating graphics for Macromedia Flash movies.

Feature Comparison	CorelDRAW® Graphics Suite 12	Adobe® Creative Suite Standard
Vector rollover creation	✓	
Object-based vector animation (tweening)	✓	
Frame-based Macromedia Flash™ animations	✓	✓ (Uses layers)
Interactive Macromedia Flash animations	✓	
Generate HTML for Macromedia Flash files	✓	
Macromedia Flash animation compression controls	✓	
Macromedia Flash audio support	✓	✓ (Limited)
Animate 3D extrusions	✓	
Animation playback	✓	
Animation timeline	✓	